

Logic Control

IEC Electronic Timers

Multivoltage Electronic Timers

Technical Data

**Available Input Voltages

	Direct supply	Supplied with internal transformer		
Current	AC (50/60 Hz)/DC	AC (50/60Hz)		
Voltage	24-240	110-125	200-240	380-400
Product Number Code	None	AJ	AM	AU
NMETV	••			
NMETVT		••	•	•
NMICV	••			
NMIFV	••			
NMIVV	••			
NMMFV	••			
NMRDV	••			
NMRDV2	••			
NMRDVT		••	•	•
NMTCIV	••			
NMTCV	••			
NMTCV2	••			
NMTCVT		••	•	•
NMTDV	••			

- available
- recommended stock



Logic Control

IEC Electronic Timers

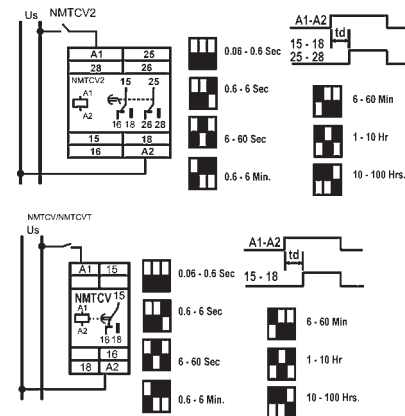
Multivoltage Electronic Timers

Technical Data

Section 10

NMTCV Delayed ON Timer

Electronic relay whose output contact connects with a certain adjustable delay from the moment voltage is applied to supply terminals A1-A2. It has four timing ranges: see drawing. Range selection is made by dip-switches located on the front of the relay. Times are set by front potentiometer controlling an Application Specific Integrated Circuit (ASIC) specially designed for this group of relays. This allows for excellent precision and repeatability features.



Product Number	NMTCV	NMTCV2	NMTCVT
Number of Selectable NO-NC Contacts	1	2	1
Output Contacts Rated Insulation Voltage: Ui AC	250V	250V	250V
Output Contacts Rated Insulation Voltage: Ui DC	250V	250V	250V
Output Contacts Thermal Current Ith	6A	6A	6A
Utilization Category AC15 Rated Voltage Ue	120/230V	120/230V	120/230V
Utilization Category AC15 Rated Current Ie	2.5/1.3A	2.5/1.3A	2.5/1.3A
Utilization Category DC13 Rated Voltage Ue	120/230V	110/230V	110/230V
Utilization Category DC13 Rated Current Ie	0.2/0.1A	0.2/0.1A	0.2/0.1A
Supply Voltage: AC (with transformer) Un	-	-	110-125V, 200-240V, 380-440V
Supply Voltage: DC/AC (direct)	24-240V	24-240V	-
Line Voltage Frequency	50/60 Hz	50/60 Hz	50/60 Hz
Supply Voltage Tolerance	+10/-20%	+10/-20%	+10/-15%
Consumption (mA)	60 (24V), 15 (240V)	60 (24V), 15 (240V)	-
Consumption (VA)	-	-	3.5
Input Circuit Test Voltage	2 kV	4 kV	4 kV
Switch ON Response Time	0.06 sec.-100 hrs.	0.06 sec.-100 hrs.	0.06 sec.-100 hrs.
Switch OFF Response Time	150 ms	150 ms	150 ms
Reset Time Between 2 Cycles	100 ms	100 ms	100 ms
Repeat Accuracy with 0.85 - 1.1 Un	1%	1%	1%
Weight	0.120, .26 lbs.	0.120, .26 lbs.	0.120, .26 lbs.
Approval & Standards	VDE 0106, VDE 0110, EN 50001, EN 50002, CSA C 22.2 N° 14, UL 94, UL 508, IEC 255.5		

For ambient conditions data see page 10-24, Table 2. The relays have a green LED that lights when the relay is energized (flashing during the timing) and a red LED that lights when the output contact is made.



Logic Control

IEC Electronic Timers

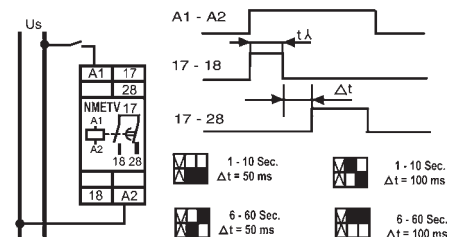
Multivoltage Electronic Timers

Technical Data

Section 10

NMETV Star-Delta Starter Timer

Electronic relay timed in steps whose purpose is to control star-delta starting. When supply voltage is applied to the A1-A2 terminals, the star contact (17-18) closes for an adjustable time between 6 and 60 sec. (selectable). When this time is up, it opens, there is a pause and then the delta contact connects (17-18). The standard pause time is about 100ms. Times are set by front potentiometer controlling an ASIC specially designed for this group of relays. This allows for excellent precision and repeatability features.



Product Number	NMETV	NMETVT
Number of Selectable NO-NC Contacts	2	2
Output Contacts Rated Insulation Voltage: Ui AC	250V	250V
Output Contacts Rated Insulation Voltage: Ui DC	250V	250V
Output Contacts Thermal Current Ith	6A	6A
Utilization Category AC15 Rated Voltage Ue	120/230V	120/230V
Utilization Category AC15 Rated Current Ie	2.5/1.3A	2.5/1.3A
Utilization Category DC13 Rated Voltage Ue	110/230V	110/230V
Utilization Category DC13 Rated Current Ie	0.2/0.1A	0.2/0.1A
Supply Voltage: AC (with transformer) Un	-	110-125V, 200-240V, 380-440V
Supply Voltage: DC/AC (direct) Un	24-240V	-
Line Voltage Frequency	50/60 Hz	50/60 Hz
Supply Voltage Tolerance	+10/-20%	+10/-15%
Consumption (mA)	50 mA (24V), 12 mA (240)	-
Consumption (VA)	-	3.5 VA
Input Circuit Test Voltage	4 kV	4 kV
Switch ON Response Time	100 ms	100 ms
Reset Time Between 2 Cycles	100 ms	100 ms
Repeat Accuracy with 0.85 - 1.1 Un	2%	2%
Weight	0.130, .28 lbs.	0.130, .28 lbs.
Approval & Standards	VDE 0106, VDE 0110, EN 50001, EN 50002, CSA C 22.2 N° 14, UL 508, IEC 255.5	

For ambient conditions data see page 10-24, Table 2. The relays have a green LED that lights when the relay is energized (flashing during the timing) and a red LED that lights when the output contact is made.



Logic Control

IEC Electronic Timers

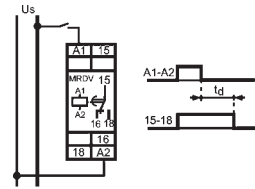
Multivoltage Electronic Timers

Technical Data

Section 10

NMRDV Delayed OFF Timer

Electronic relay whose output contact instantly connects when supply voltage is applied to terminals A1-A2. It disconnects with an adjustable delay from the moment the relay loses supply voltage. There are several types depending on the range of timers. There are several types depending on the range of timers.



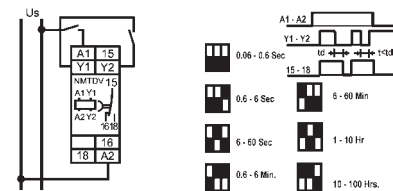
Product Number	NMRDV	NMRDV2	NMRDVT
Number of Selectable NO-NC Contacts	1	2	1
Output Contacts Rated Insulation Voltage: Ui AC	250V	250V	250V
Output Contacts Rated Insulation Voltage: Ui DC	250V	250V	250V
Output Contacts Thermal Current Ith	6A	6A	6A
Utilization Category AC15 Rated Voltage Ue	125/230V	125/230V	125/230V
Utilization Category AC15 Rated Current Ie	2.5/1.3A	2.5/1.3A	2.5/1.3A
Utilization Category DC13 Rated Voltage Ue	110/230V	110/230V	110/230V
Utilization Category DC13 Rated Current Ie	0.2/0.1A	0.2/0.1A	0.2/0.1A
Supply Voltage: AC (with transformer) Un	-	-	110-127V, 200-240V, 380-440V
Supply Voltage: DC/AC (direct) Un	24-240V	24-240V	-
Line Voltage Frequency	50/60 Hz	50/60 Hz	50/60 Hz
Supply Voltage Tolerance	+10/-20	+10/-20	+10/-15
Consumption (mA)	60 (at 24V), 15 (at 240V)	1.5 (at 24V), 5 (at 240V)	-
Consumption (VA)	-	-	3.5
Input Circuit Test Voltage	4 kV	4 kV	4 kV
Switch ON Response Time	250 ms ¹	250 ms ¹	250 ms ¹
Switch OFF Response Time	0.5 - 600s	0.5 - 600s	0.5 - 600s
Reset Time Between 2 Cycles	250 ms	250 ms	250 ms
Repeat Accuracy with 0.85 - 1.1 Un	5%	5%	5%
Weight	0.130, .28 lbs.	0.130, .28 lbs.	0.130, .28 lbs.
Approval & Standards	VDE 0106, VDE 0110, EN 50002, EN 50042, CSA C 22.2 N° 14, UL 508, IEC 255.5, IEC 947.5.1, UNE 20-119		

For ambient conditions data see page 10-24, Table 1. The relays have a green LED that lights when the relay is energized (flashing during the timing) and a red LED that lights when the output contact is made.

¹For 24VDC = 300 ms.

NMTDV Delayed OFF Through Contact Timer

Electronic relay whose output contact connects instantly when connecting the Y1-Y2 terminals with a voltage-free control. It disconnects with an adjustable delay when the terminals are disconnected. The relay must be supplied with nominal voltage between A1-A2. Loss of supply voltage causes immediate disconnection. It has timing ranges: see drawing. Range selection is made by dip-switches located on the front of the relay. Times are set by front potentiometer controlling an ASIC specially designed for this group of relays. This allows for excellent precision and repeatability features.



Product Number	NMTDV
Number of Selectable NO-NC Contacts	1
Output Contacts Rated Insulation Voltage: Ui AC	250V
Output Contacts Rated Insulation Voltage: Ui DC	250V
Output Contacts Thermal Current Ith	6A
Utilization Category AC15 Rated Voltage Ue	125/230V
Utilization Category AC15 Rated Current Ie	2.5/1.3A
Utilization Category DC13 Rated Voltage Ue	110/230V
Utilization Category DC13 Rated Current Ie	0.2/0.1A
Supply Voltage: AC (with transformer) Un	-
Supply Voltage: DC/AC (direct) Un	24-240V
Line Voltage Frequency	50/60 Hz
Supply Voltage Tolerance	+10/-20
Consumption (mA)	60 (at 24V), 1.5 (at 240V)
Consumption (VA)	-
Input Circuit Test Voltage	4 kV
Switch ON Response Time	100 ms
Switch OFF Response Time	0.06 sec. - 100 hrs.
Reset Time Between 2 Cycles	100 ms
Repeat Accuracy with 0.85 - 1.1 Un	2%
Voltage at Open Y1 - Y2 Control Terminals	1V DC
Initial Current Through Control Contact	15 mA
Permanent Current Through Control Contact	1 mA
Weight	0.120, .26 lbs.
Approval & Standards	VDE 0106, VDE 0110, EN 50001, EN 50002, CSA C 22.2 N° 14, UL 508, IEC 255.5

For ambient conditions data see page 10-24, Table 2. The relays have a green LED that lights when the relay is energized (flashing during the timing) and a red LED that lights when the output contact is made.

